

Analysis of Regional Situation Tables

Presented by: Callum Stanford

HSJCC Biennial Conference

November 20th, 2017

Background of Project

- ▶ 4th year Trent University community based research project
- ▶ Forensic science program
- ▶ Trent Community Research Centre (TCRC)
- ▶ HKPR Regional HSJCC

Background of Project

▶ Situation Table

- ▶ Alliance of human services
- ▶ Aim to mitigate risk situation in a timely manner
- ▶ Identifies instances of AER
- ▶ Four-filter process

Background of Project

- ▶ 3 regional Situation Tables
 - ▶ Northumberland
 - ▶ City of Kawartha Lakes
 - ▶ Peterborough
- ▶ Tables record data for each case discussed and actioned
 - ▶ Analyze trends
- ▶ Report experiences and ideas for improvement

Research Questions

The background features abstract, overlapping geometric shapes in various shades of green, ranging from light to dark. The shapes are primarily triangles and polygons, creating a dynamic and modern aesthetic. The text 'Research Questions' is centered in a clean, sans-serif font.

Background Research Questions

- ▶ What is the history of the establishment of Situation Tables?
- ▶ How are the working practices of Situation Tables defined in current training documentation?
- ▶ What are current Provincial guidelines in the running of a Situation Table?

Data Analysis Research Questions

- ▶ Which agencies/organizations are represented at the Situation Tables?
- ▶ Where in social support and justice organisations does the burden of action fall?
- ▶ Which agencies are most involved in responding to situations of AER?
- ▶ What are the most common types of risk situation that are discussed and actioned at the Situation Tables?
- ▶ What agencies are making what time commitments to the Tables?

Survey/Interview Questions

- ▶ What are the experiences of those who sit at the Tables and what ideas do members have for the improvement of the Tables?
- ▶ What agencies might be missing from the Tables who could contribute services?

Results and Discussion

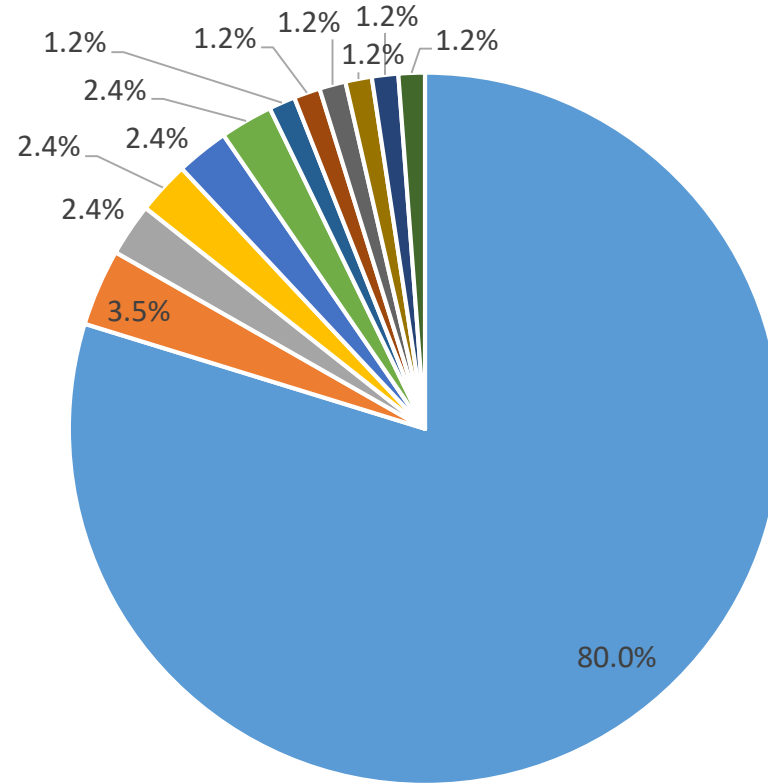
Data Analysis

- ▶ Northumberland
 - ▶ May 2015-November 2016
 - ▶ 85 cases analyzed
- ▶ City of Kawartha Lakes
 - ▶ November 2015-November 2016
 - ▶ 35 cases analyzed
- ▶ Peterborough
 - ▶ May 2016-November 2016
 - ▶ 14 cases analyzed

Where in social support and justice organisations does the burden of action fall?

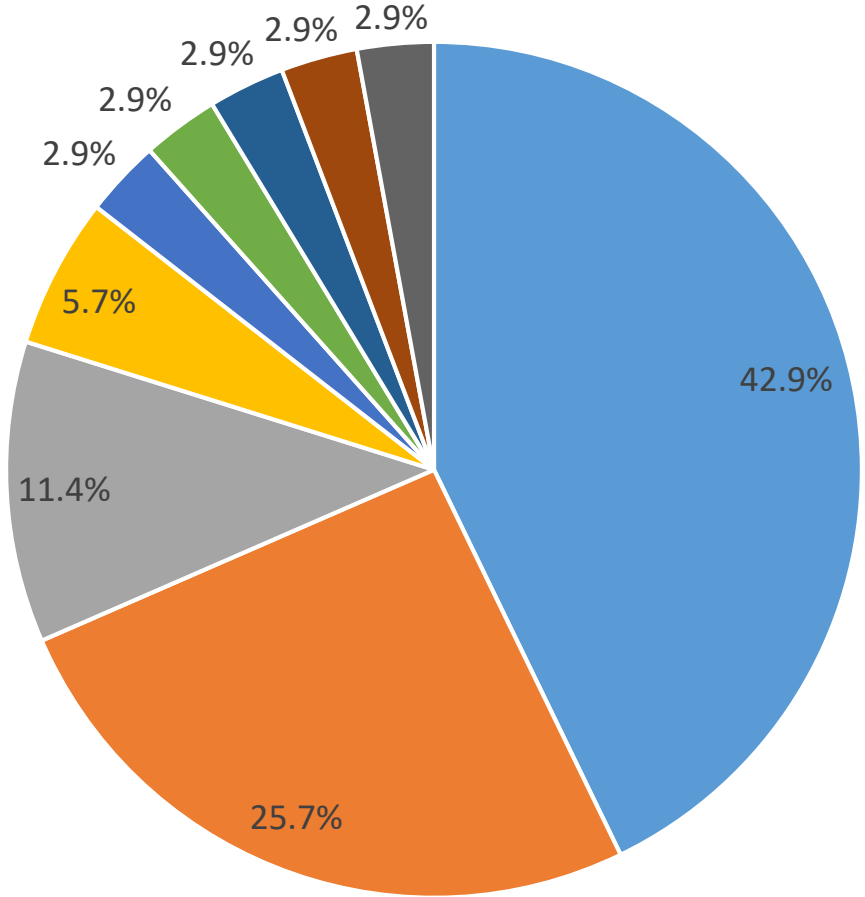
- ▶ Originating/referring agency = the agency that introduced the case to the Table for discussion
- ▶ Agencies that refer cases to the Tables are creating action
- ▶ Which agencies refer the most cases?

Originating Agency at Northumberland Situation Table May 2015 - November 2016



- OPP Northumberland
- Rebound Child & Youth Services
- Northumberland Hills Hospital Community Mental Health Services
- Campbellford Memorial Hospital/Community Mental Health Services
- Port Hope Police Service
- KPRDSB
- Probation & Parole - Adult
- Cobourg Police Service
- Northumberland County Paramedics
- Community Care Northumberland
- Cornerstone FVPC
- Tri-County Community Support Services

Originating Agency at City of Kawartha Lakes Situation Table November 2015 - November 2016



■ Kawartha Lakes Police Service

■ Fire Department

■ Housing

■ Kawartha Lakes OPP

■ Ross Memorial Hospital

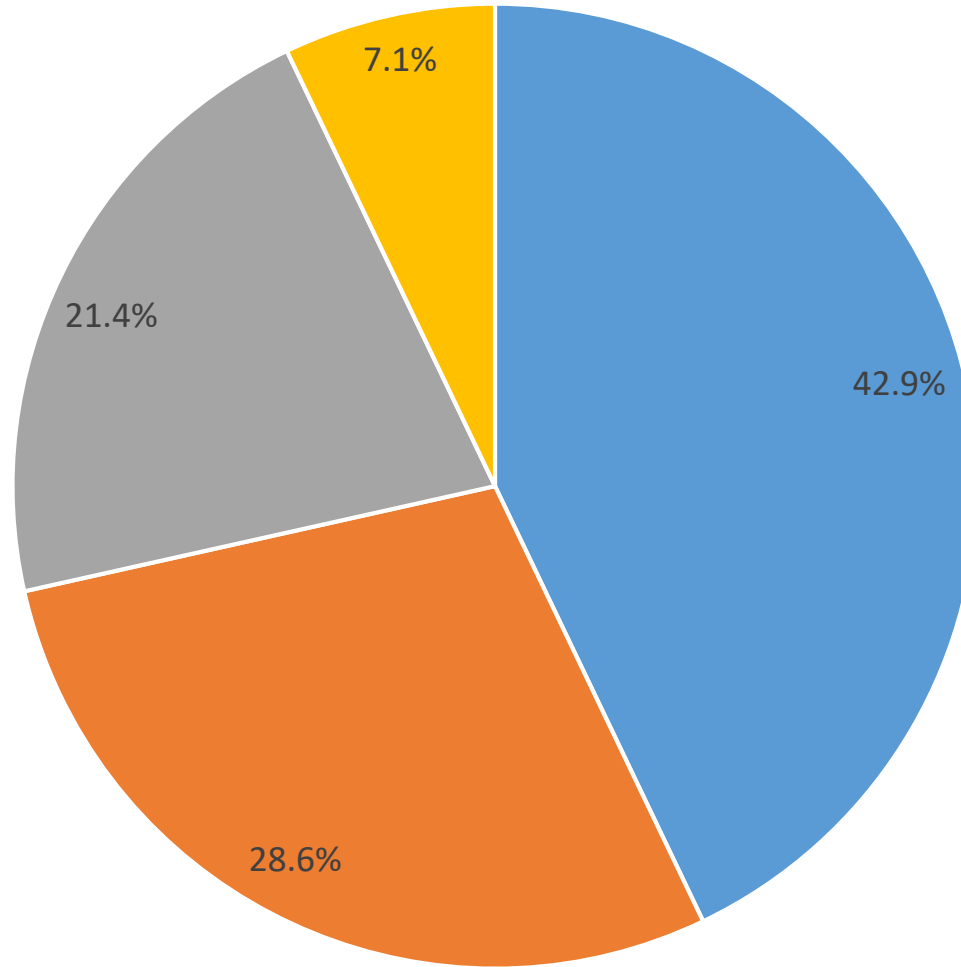
■ Boys and Girls Club

■ Children's Aid Society

■ Trillium Lakelands School Board

■ Hospice Services - Community Care

Originating Agency in Peterborough Situation Table Cases June 2016 - November 2016



■ Peterborough Police ■ OPP Peterborough ■ Children's Aid Society ■ Nogojiwanong Friendship Centre

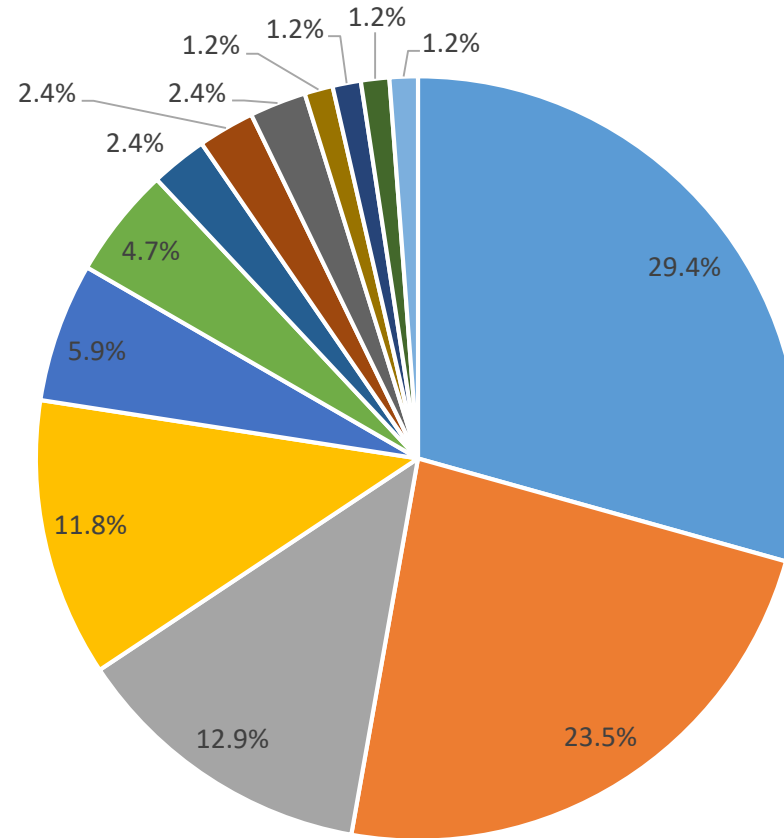
Where in social support and justice organisations does the burden of action fall?

- ▶ Police agencies refer most cases to each regional Situation Table
- ▶ Northumberland
 - ▶ 83.5% (OPP Northumberland, Cobourg Police Services and Port Hope Police Services)
- ▶ City of Kawartha Lakes
 - ▶ 68.6% (OPP Kawartha Lakes, Kawartha Lakes Police Services)
- ▶ Peterborough
 - ▶ 71.5% (OPP Peterborough, Peterborough Police Services)

Which agencies are most involved in responding to situations of AER?

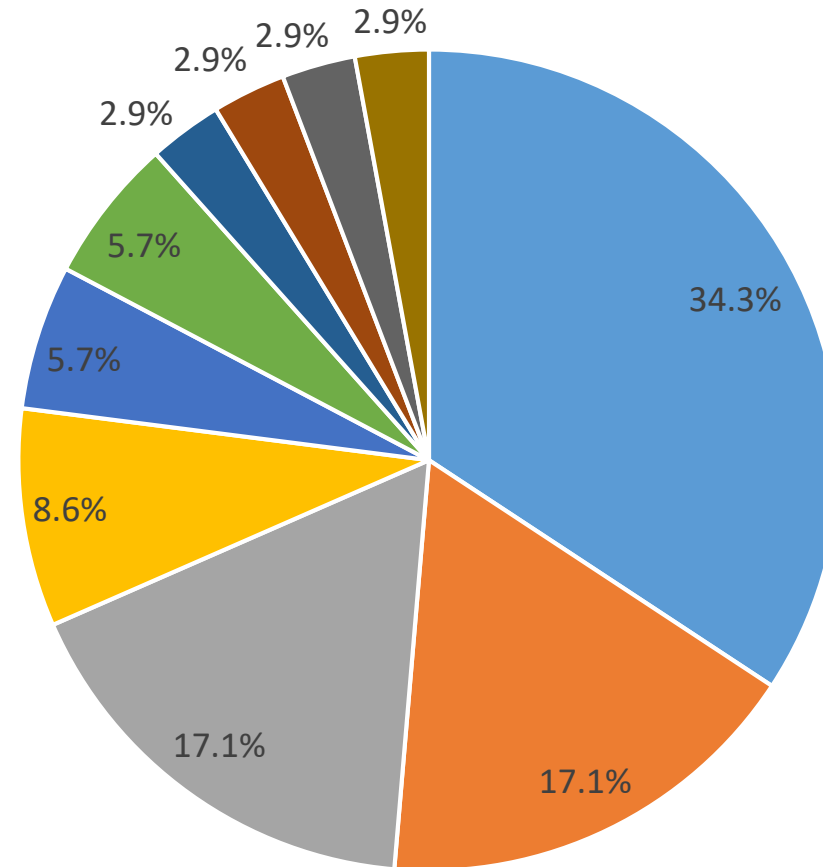
- ▶ Lead agency = agency that led the intervention response
- ▶ Assisting agency = agency that assisted in the intervention response
- ▶ Combined lead and assisting agencies to find total intervention response

Lead Agency at Northumberland Situation Table May 2015 - November 2016



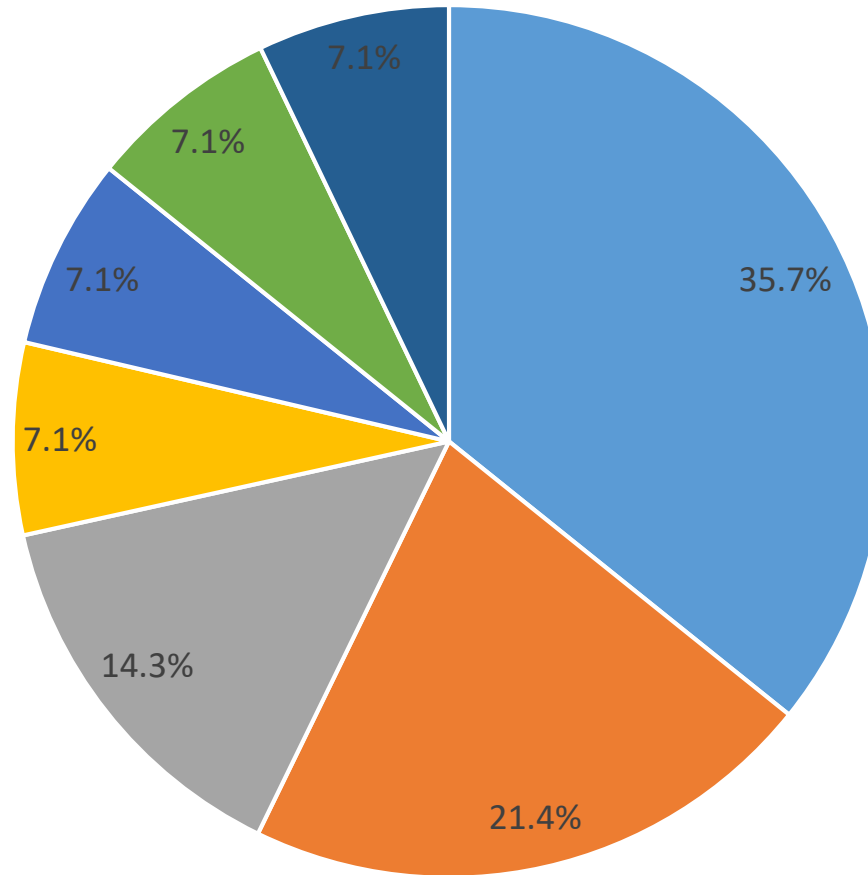
- OPP Northumberland
- Campbellford Hospital Community Mental Health Services
- Rebound Child & Youth Services
- Kinark
- Northumberland Community Counselling Centre
- Northumberland Hills Hospital Mental Health Services
- Cornerstone FVPC
- Cobourg Police Service
- FourCAST
- Probation & Parole - Adult
- Victim Services Peterborough/Northumberland
- Tri-County Community Support Services
- Community Care Northumberland

Lead Agency at City of Kawartha Lakes Situation Table November 2015 - November 2016



- Kawartha Lakes Police Service
- Kawartha Lakes OPP
- Children's Aid Society
- Trillium Lakes School Board
- Ross Memorial Hospital
- Community Living
- Women's Resources
- Community Care Access Centre
- Hospice Services - Community Care
- Boys and Girls Club

Lead Agency at Peterborough Situation Table June 2016 - November 2016



- Canadian Mental Health Association HKPR
- Children's Aid Society
- FourCAST
- Peterborough Police
- Adult Probation
- OPP Peterborough
- Nogojiwanong Friendship Centre

Lead Agency

▶ Northumberland

- ▶ 31.8% of cases led by a police agency (OPP Northumberland or Cobourg Police Services)

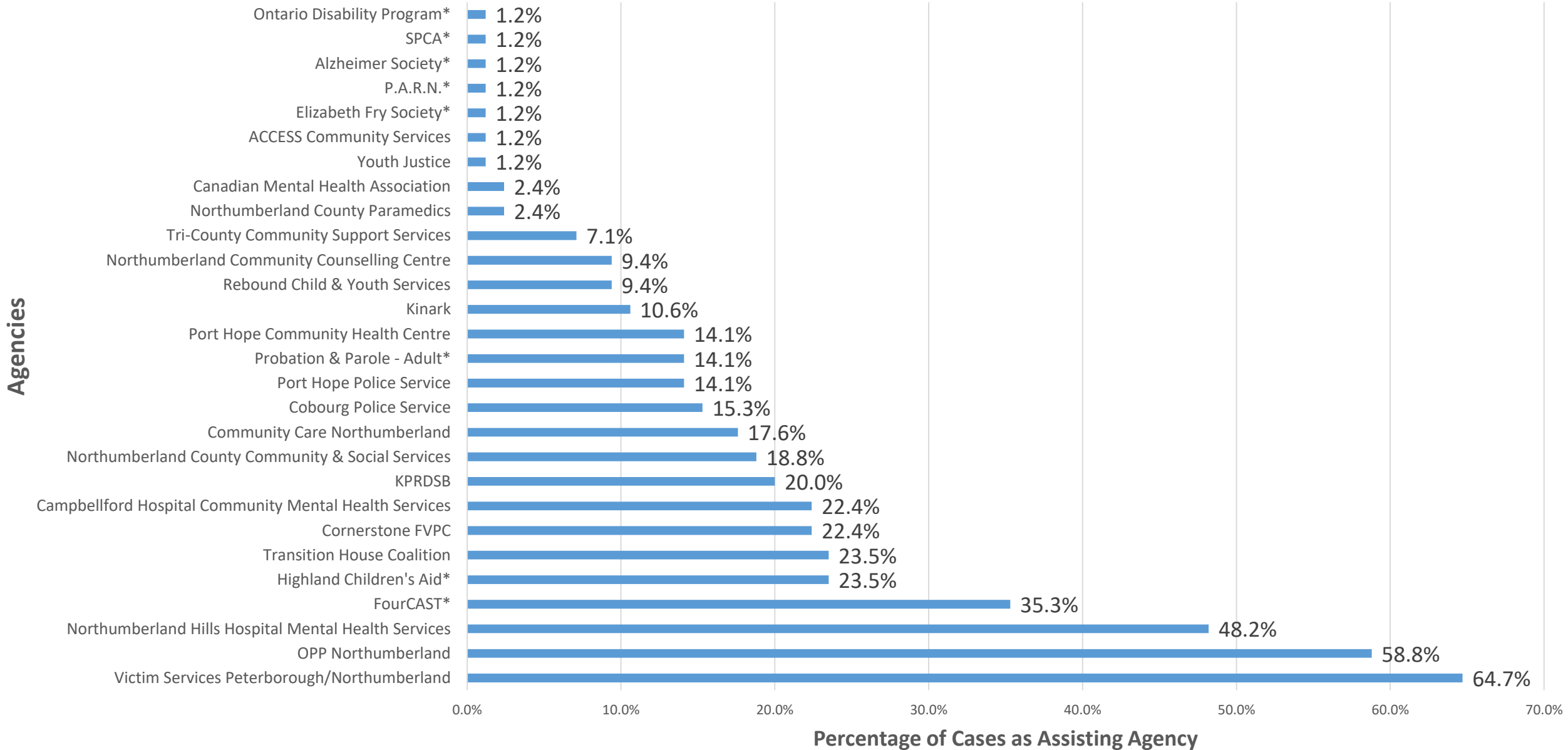
▶ City of Kawartha Lakes

- ▶ 51.4% of cases led by a police agency (OPP Kawartha Lakes or Kawartha Lakes Police Services)

▶ Peterborough

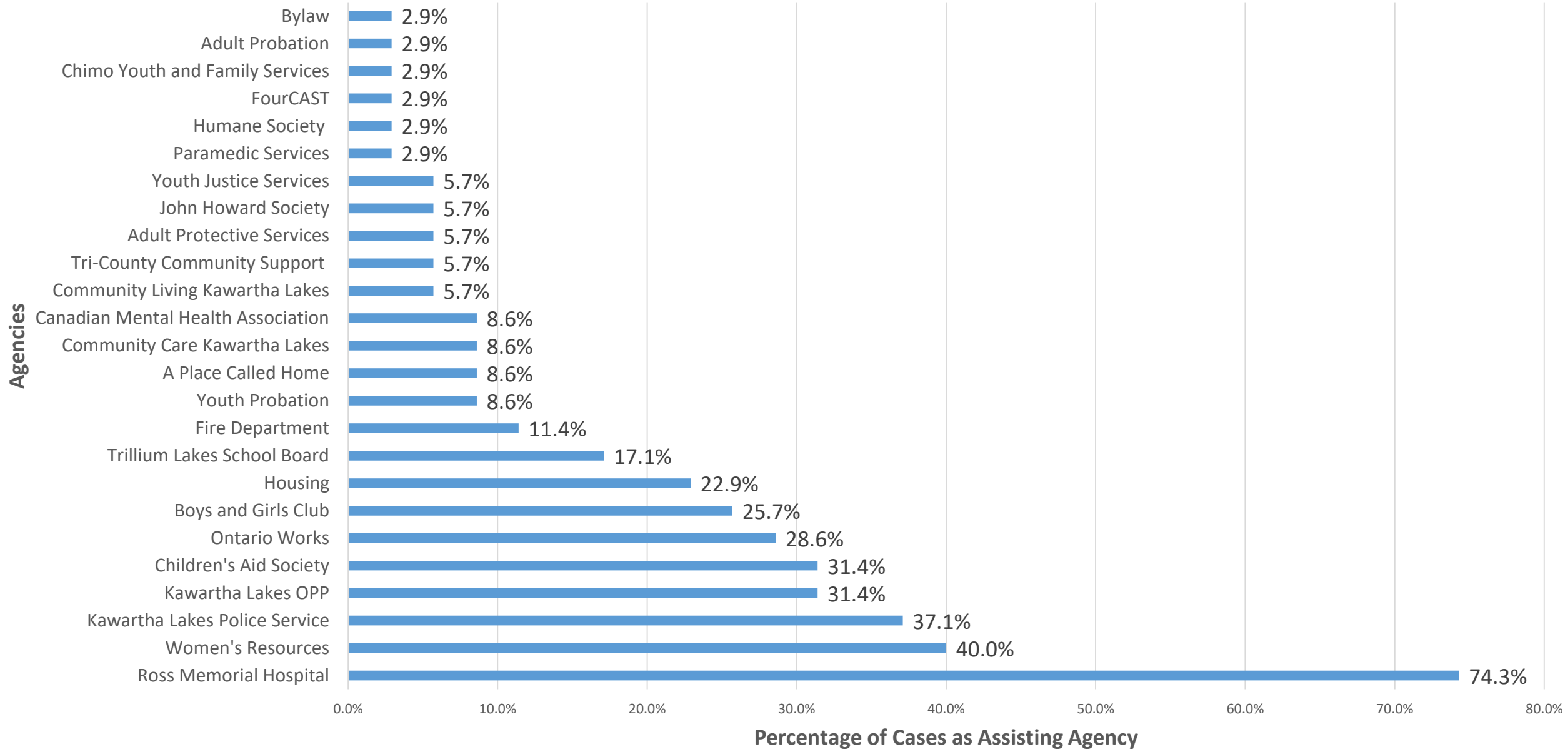
- ▶ 14.2% of cases led by a police agency (OPP Peterborough or Peterborough Police Services)

Assisting Agencies at Northumberland Situation Table May 2015- November 2016



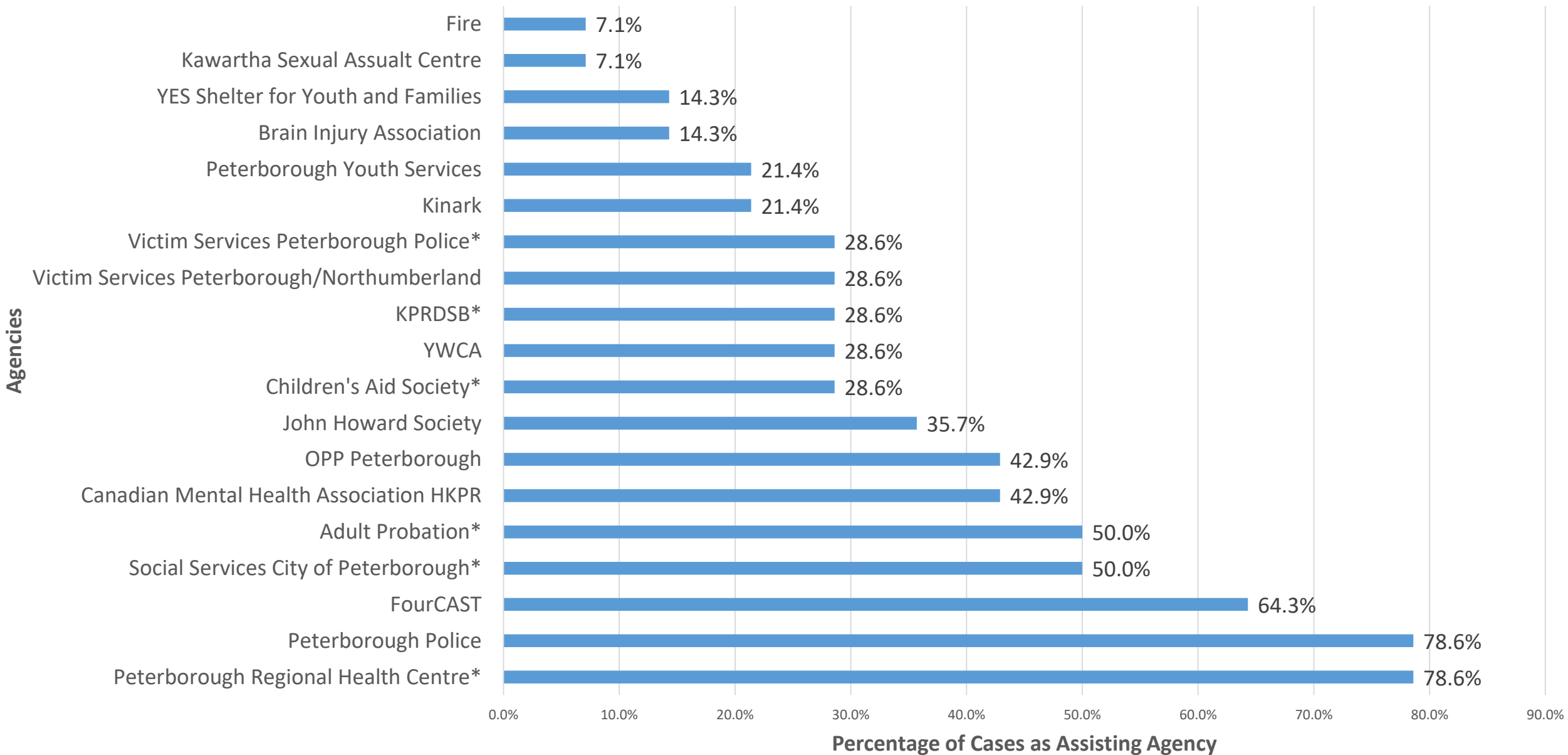
Assisting Agencies at City of Kawartha Lakes Situation Table

November 2015 - November 2016

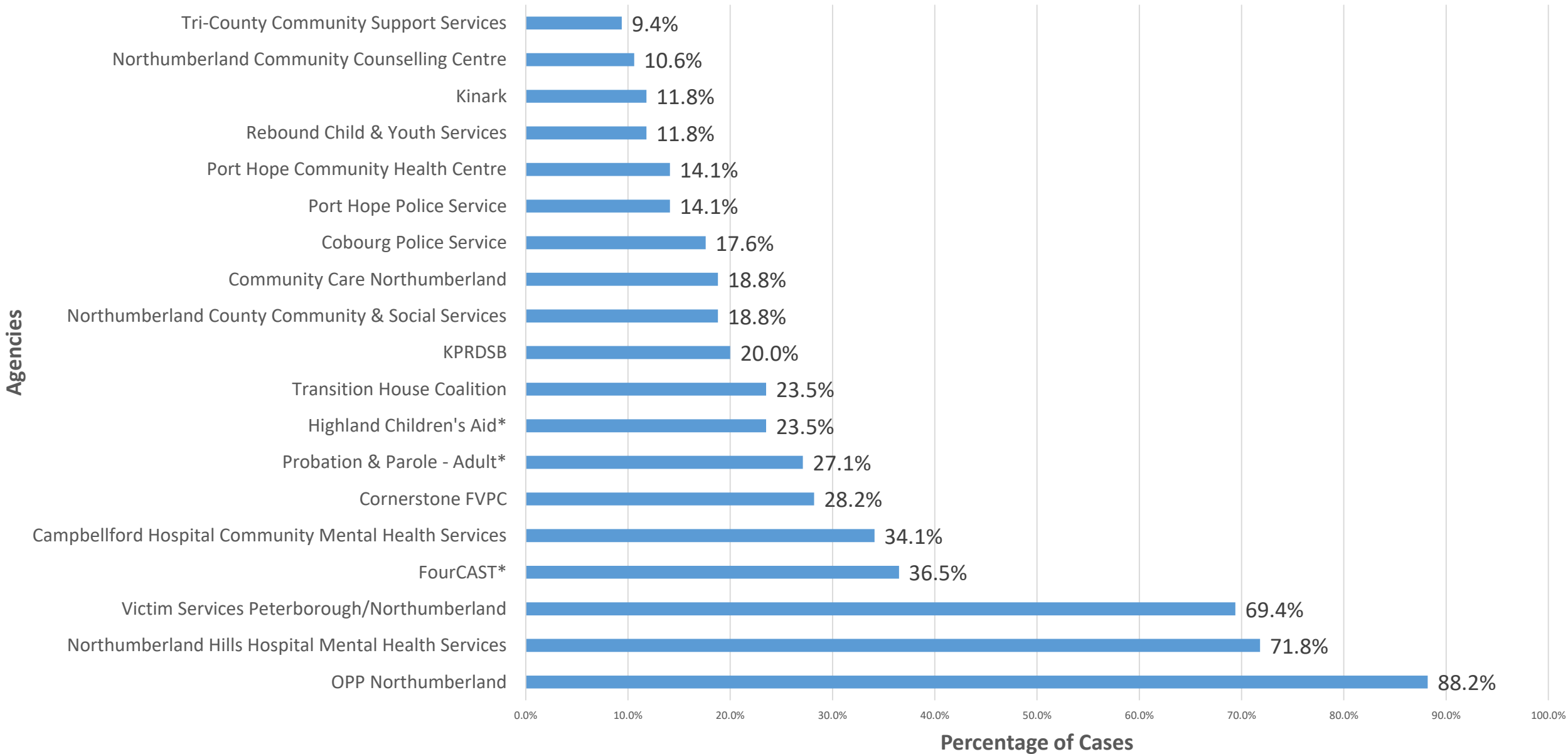


Assisting Agencies at Peterborough Situation Table

June 2016 - November 2016



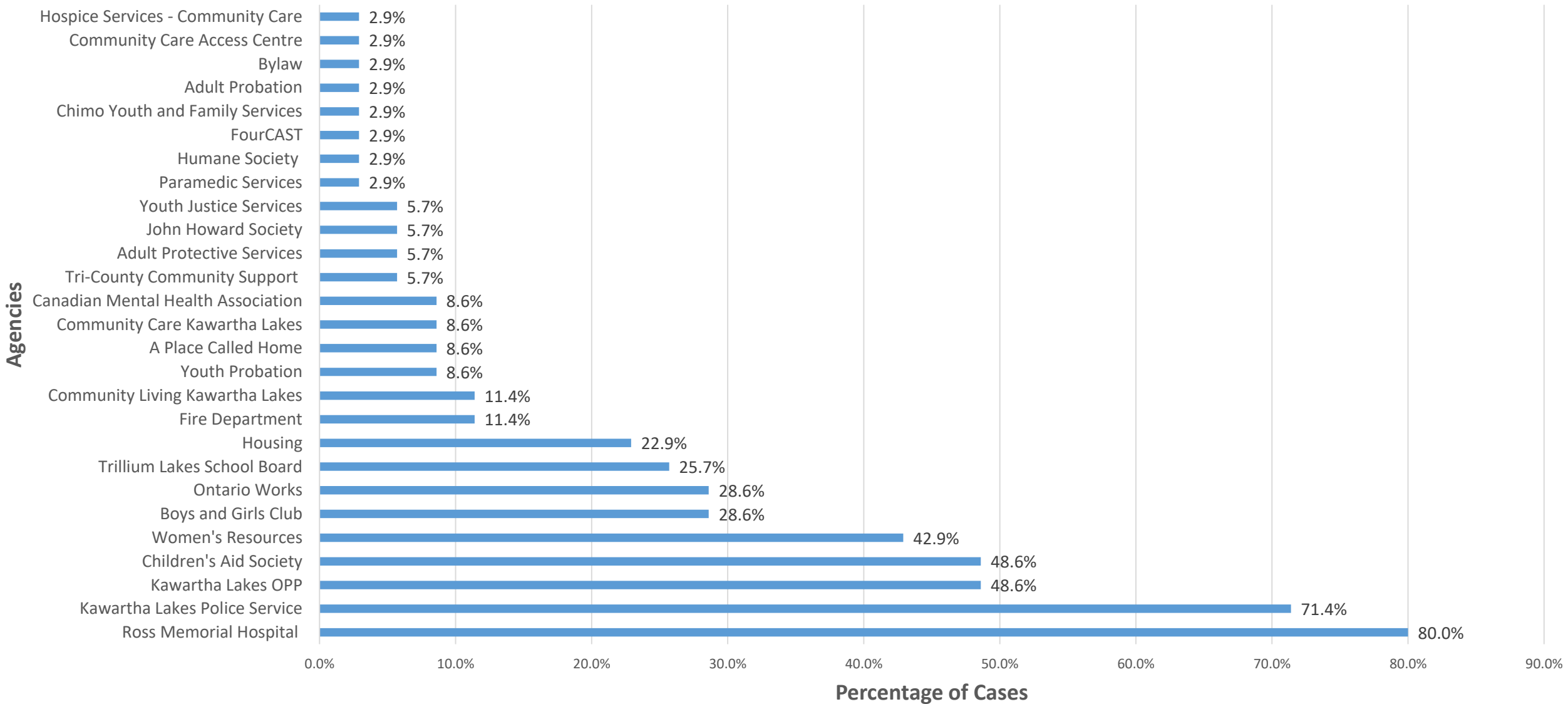
Total Intervention Response Involvement at Northumberland Situation Table May 2015 - November 2016



Total Agency Response Involvement at City of Kawartha Lakes Situation

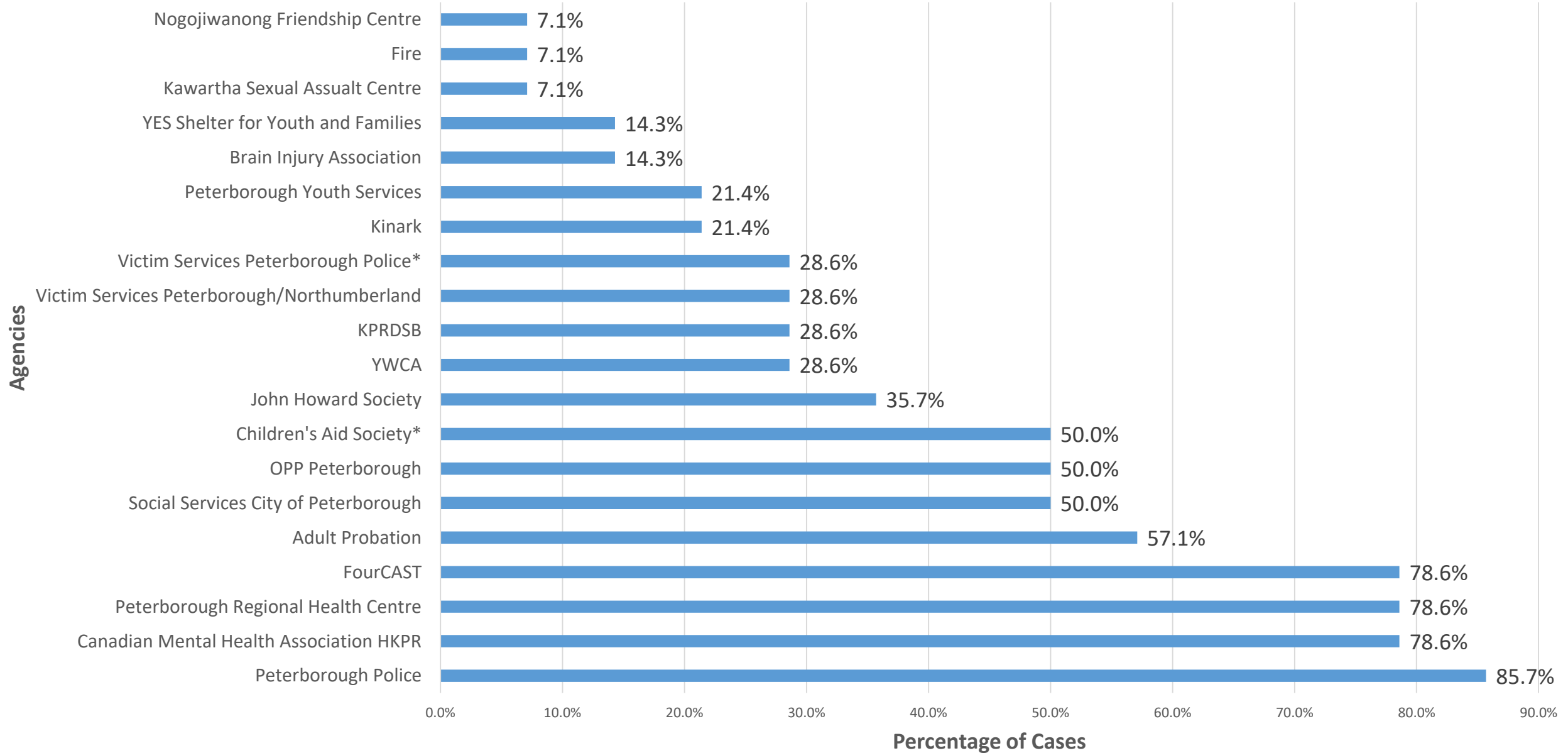
Table

November 2015 - November 2016



Total Agency Response Involvement at Peterborough Situation Table

June 2016 - November 2016



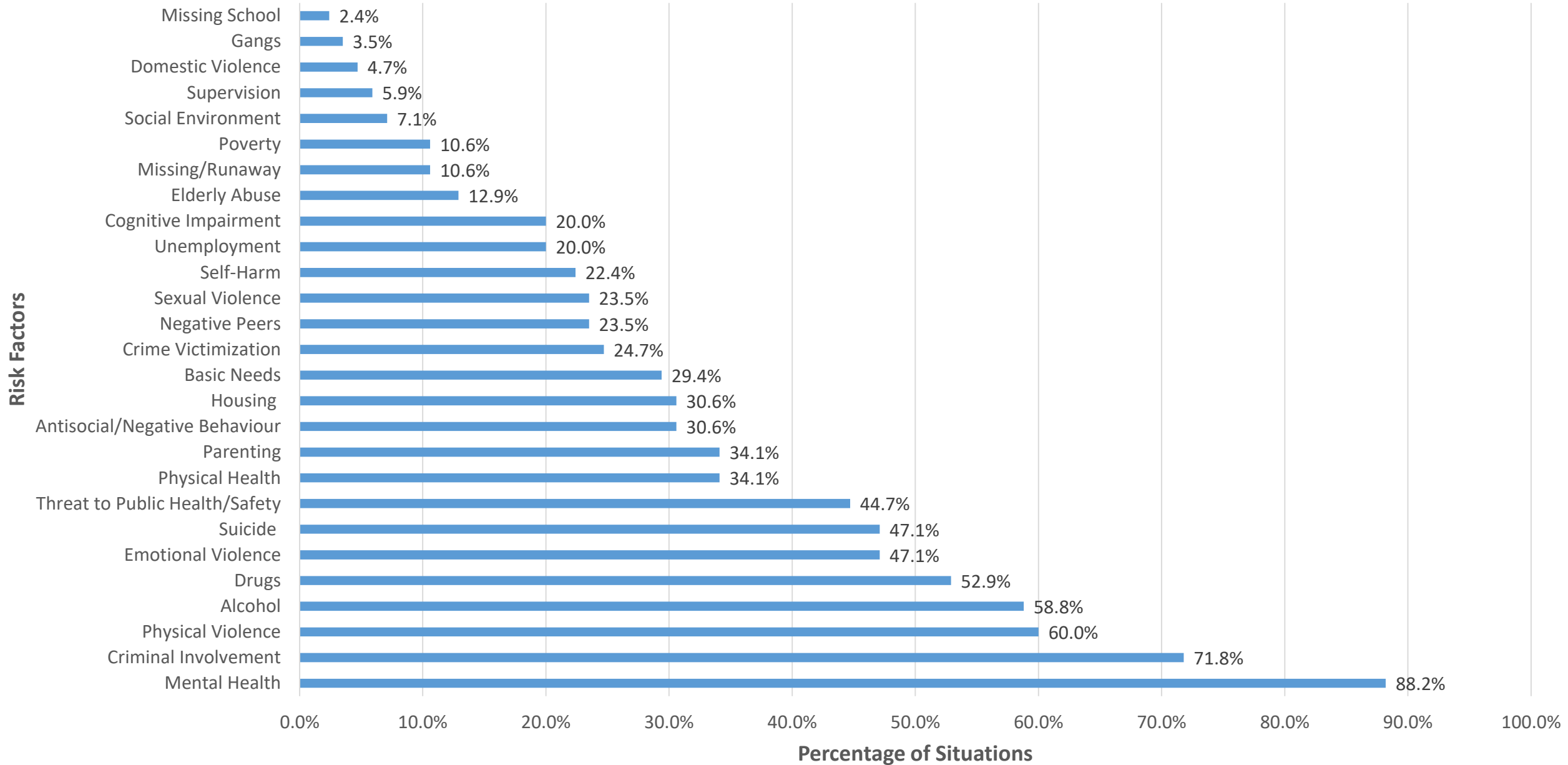
Which agencies are most involved in responding to situations of AER?

- ▶ Police and mental health agencies most commonly involved across all three regions
- ▶ FourCAST much more involved at Peterborough Table
- ▶ Limitations in the data

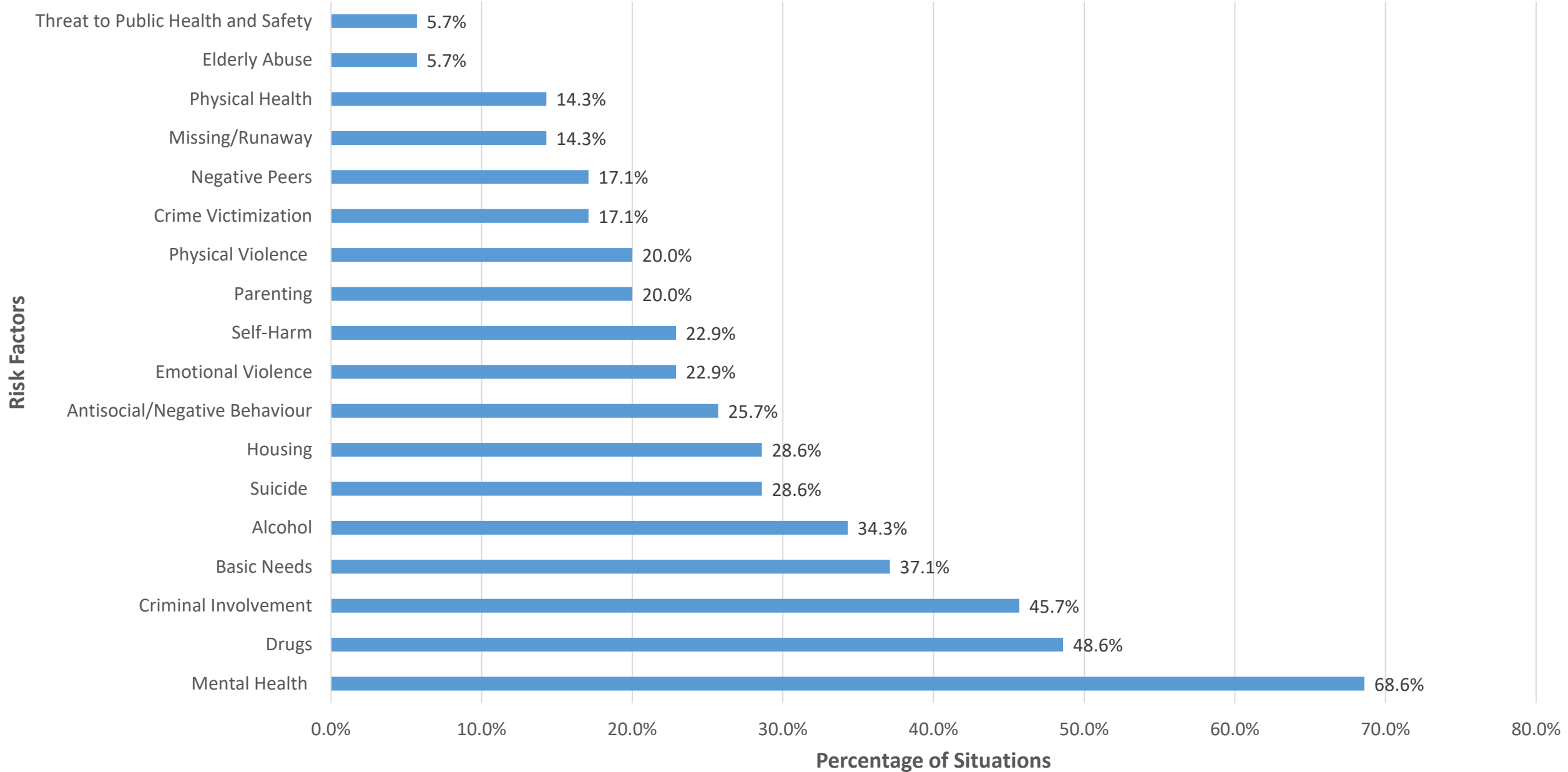
What are the most common types of risk situation that are discussed and actioned at the Situation Tables?

- ▶ Identified by members when discussing each case
- ▶ Risk factors were categorized for data analysis

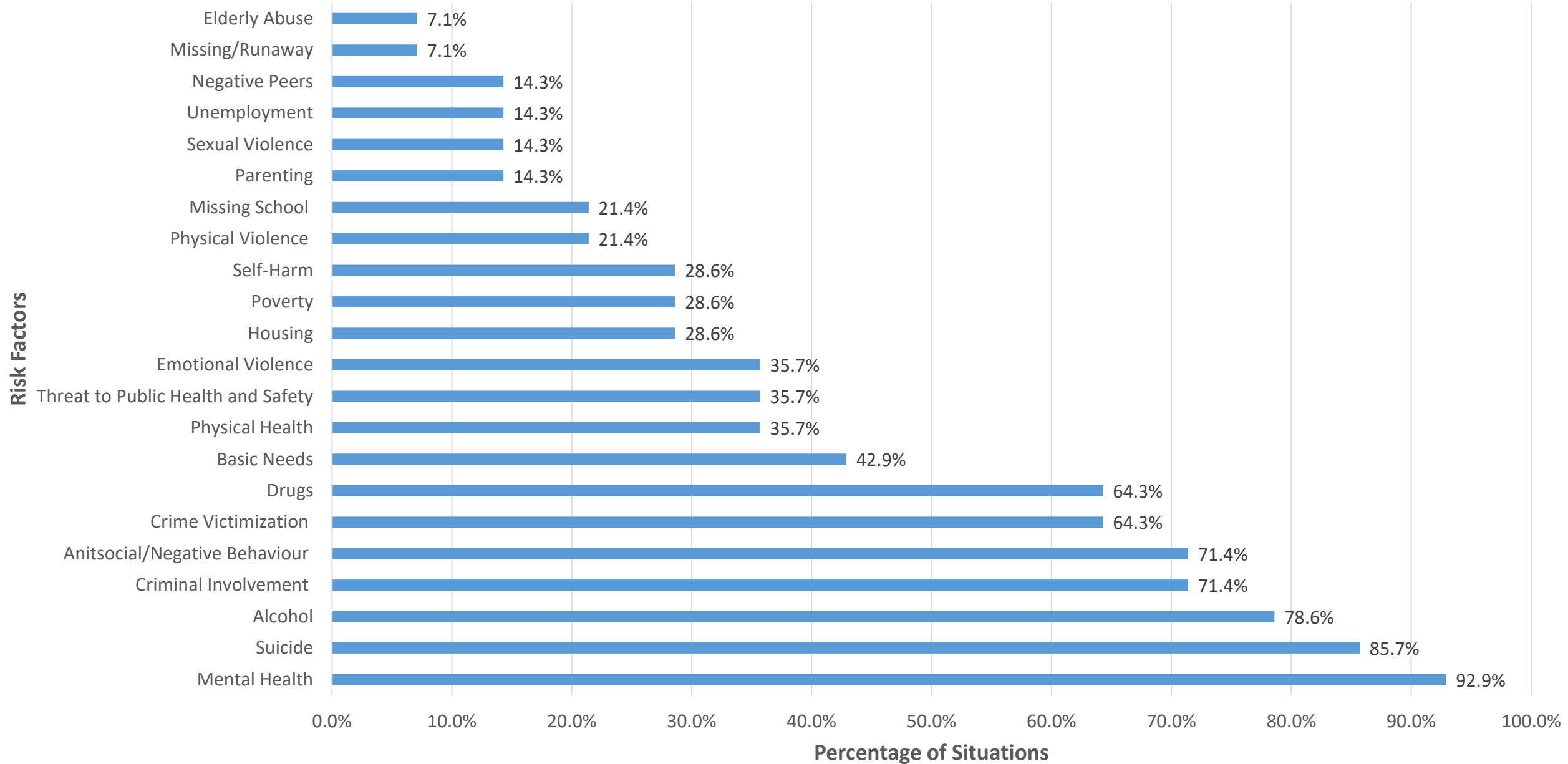
Most Common Risk Factors Discussed and Actioned at Northumberland Situation Table May 2015 - November 2016



Most Common Risk Factors Discussed and Actioned at City of Kawartha Lakes Situation Table November 2015 - November 2016



Most Common Risk Factors Discussed and Actioned at Peterborough Situation Table June 2016 - November 2016



What are the most common types of risk situation that are discussed and actioned at the Situation Tables?

- ▶ Mental health was the most common risk factor across all three regions
 - ▶ Northumberland (88.2%)
 - ▶ City of Kawartha Lakes (68.6%)
 - ▶ Peterborough (92.9%)
- ▶ Criminal involvement, drugs and alcohol also common across all three regions
- ▶ Suicide risk factor much higher in Peterborough (85.7%)
 - ▶ Northumberland (47.1%)
 - ▶ City of Kawartha Lakes (28.6%)
- ▶ Differences in reporting?

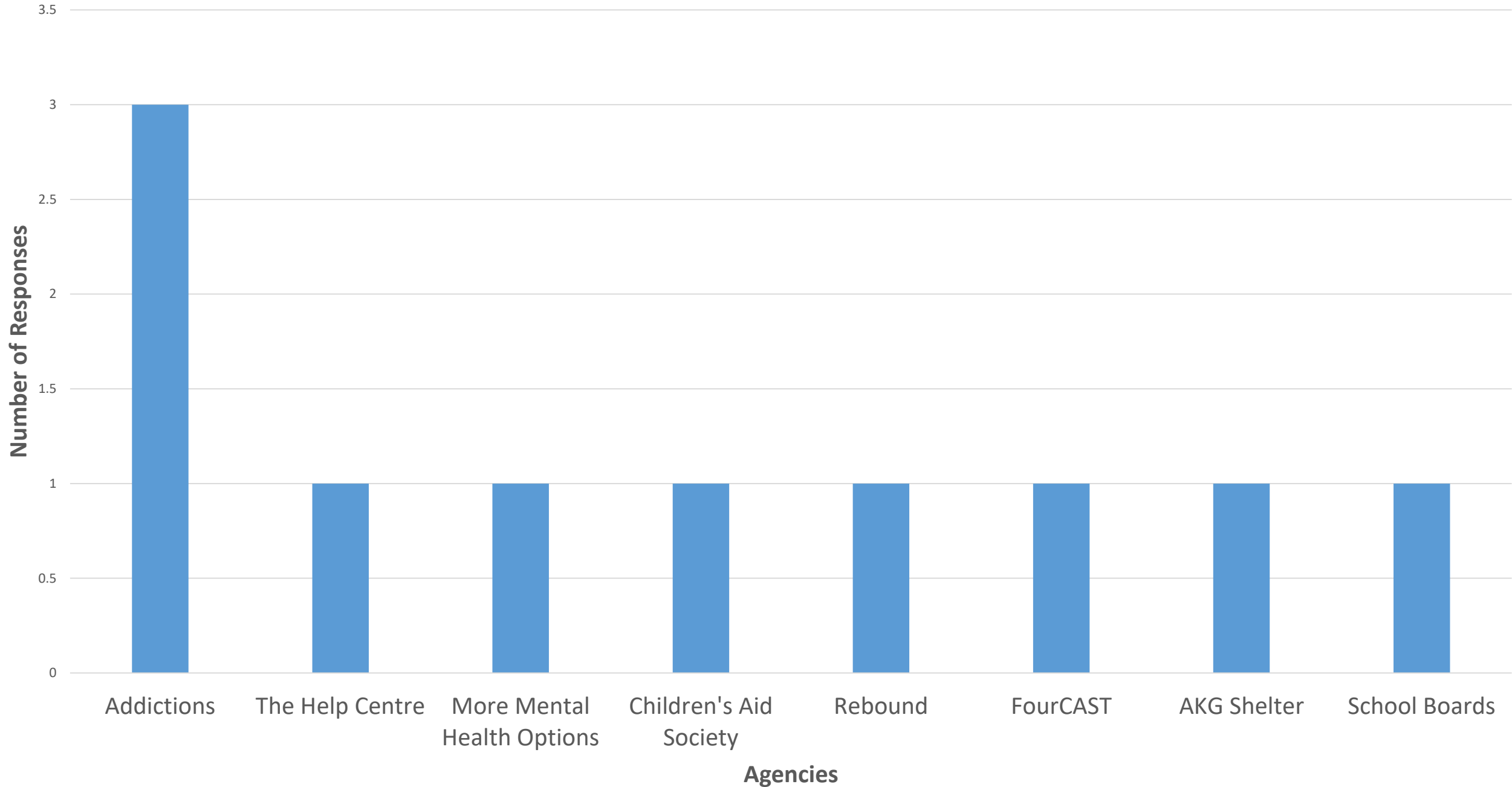
What agencies are making what time commitments to the Tables?

- ▶ Could not be determined through data analysis
- ▶ Attempted to answer through surveys
- ▶ Limitations to the surveys
- ▶ Common answer given was “as needed”

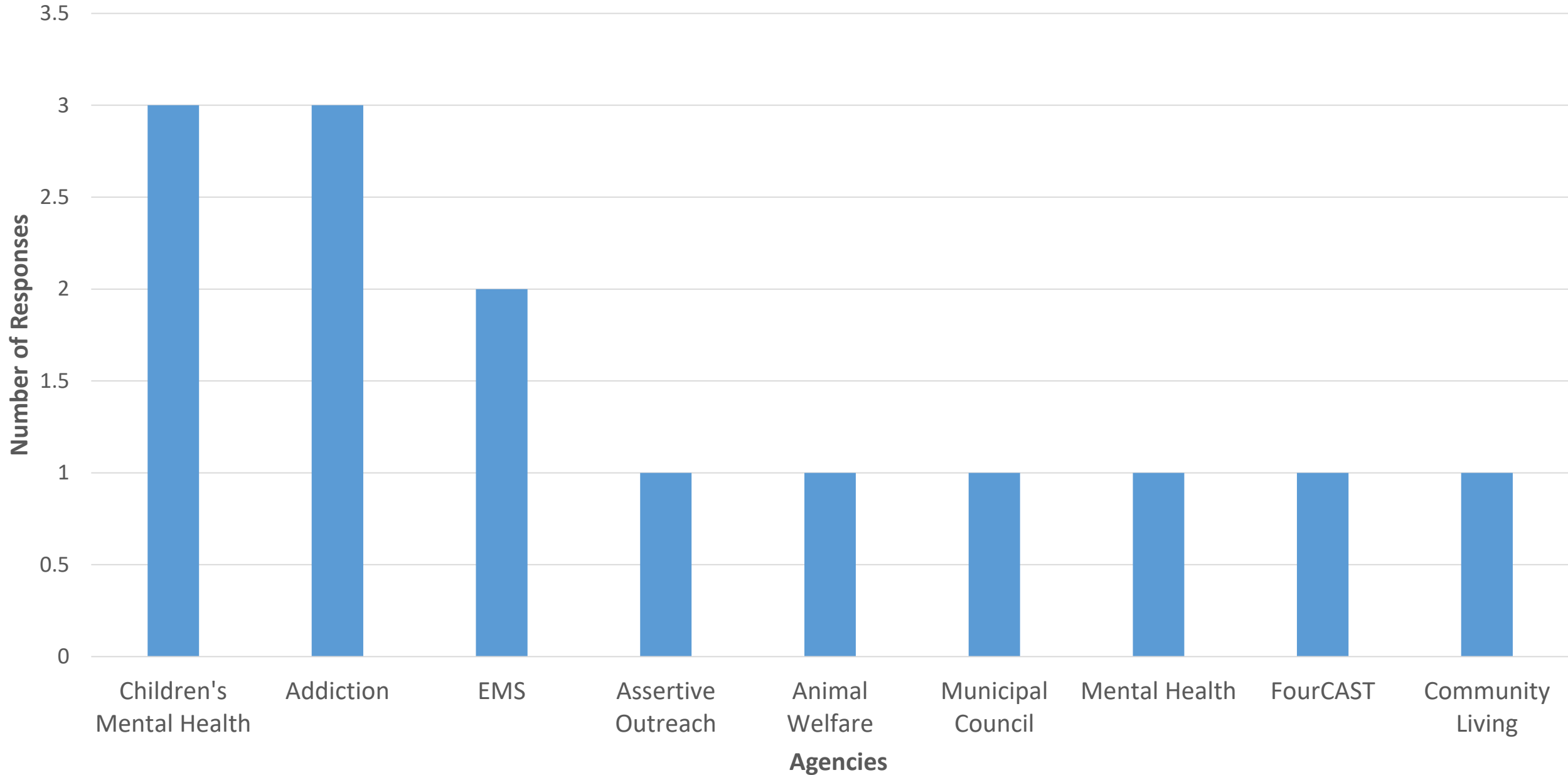
What agencies might be missing from the Tables who could contribute services?

- ▶ Answered through surveys
- ▶ Survey responses
 - ▶ 6 from Northumberland
 - ▶ 10 from City of Kawartha Lakes
 - ▶ 14 from Peterborough

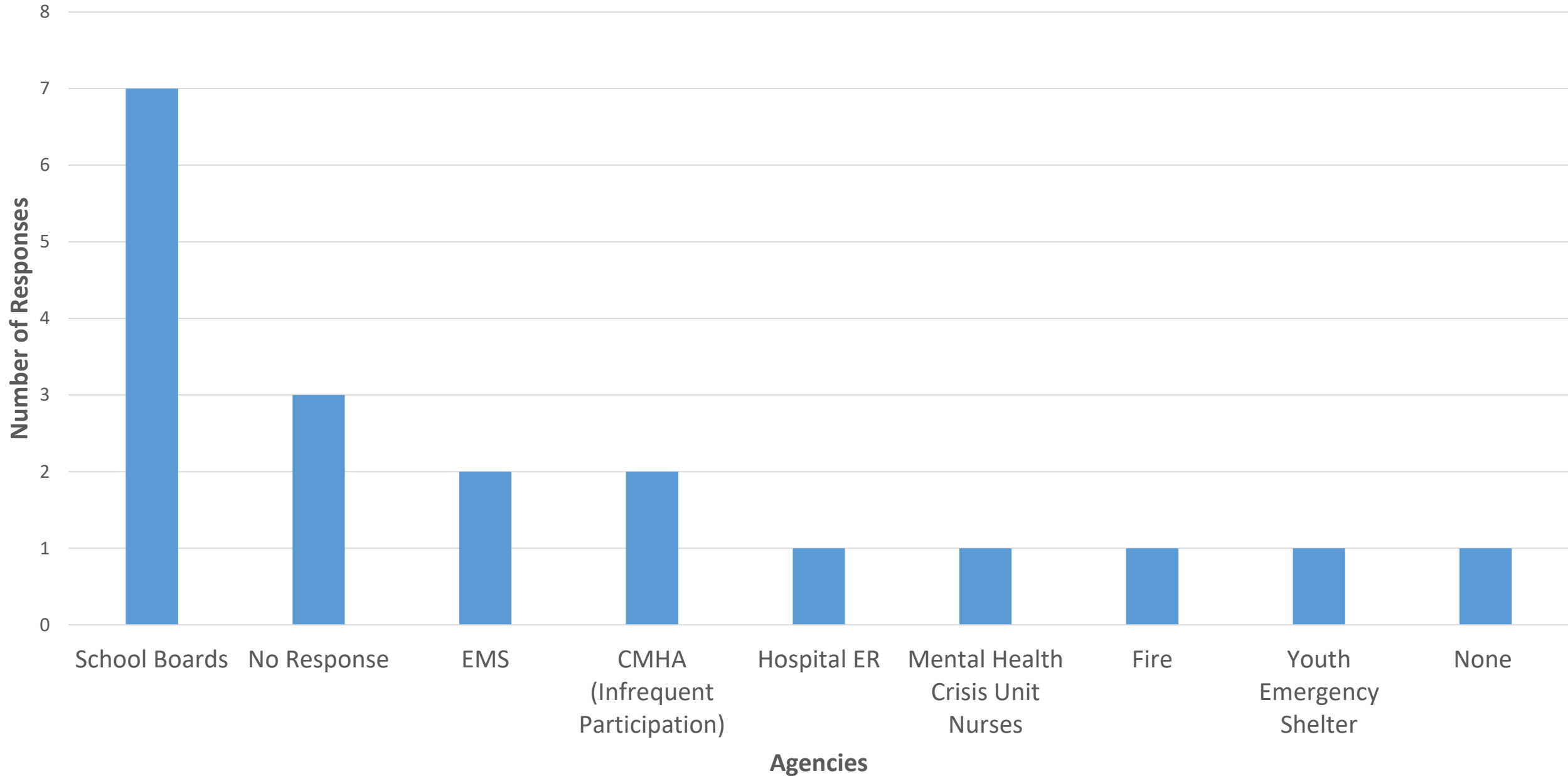
Northumberland Situation Table Participant Responses to What Agencies May Be Missing



City of Kawartha Lakes Situation Table Participant Survey Responses to What Agencies May Be Missing



Peterborough Situation Table Participant Survey Responses to What Agencies May Be Missing



What agencies might be missing from the Tables who could contribute services?

- ▶ Addiction services identified as missing in both Northumberland and City of Kawartha Lakes
- ▶ EMS identified as missing in both City of Kawartha Lakes and Peterborough
- ▶ School boards now participate at Peterborough Situation Table

Ideas for Improvement

- ▶ Gathered from 5 interviews with Situation Table participants
 - ▶ 1 from Northumberland
 - ▶ 2 each from City of Kawartha Lakes and Peterborough
- ▶ Improve overall understanding of Situation Tables
 - ▶ All regions
- ▶ Share identifying information in filter 3, not filter 4
 - ▶ City of Kawartha Lakes and Peterborough

Ideas for Improvement

- ▶ Long-term case management
 - ▶ Peterborough
- ▶ More assertive outreach
 - ▶ City of Kawartha Lakes
- ▶ Ensure all cases being discussed meet the required AER threshold
 - ▶ City of Kawartha Lakes

Experiences

- ▶ Improved interagency communication/collaboration
- ▶ Participants have a better understanding of what other agencies can and cannot do
- ▶ Increased collaboration outside of Situation Table work
- ▶ Participants know who to contact for specific issues

Limitations

- ▶ Data limitations
 - ▶ Ad-hoc/non-hub agencies
 - ▶ Lack of detail
- ▶ Survey limitations
 - ▶ Received survey response from ~50% of participants
 - ▶ Confidentiality
- ▶ Interview limitations
 - ▶ Interviewed low percentage of participants
 - ▶ Focus groups likely better

Future Research

- ▶ Updated data analysis
- ▶ Impact of privacy legislation on different agencies
- ▶ Potential differences case analysis
- ▶ What is happening after the interventions?
- ▶ Can this collaboration survive without a Situation Table?

QUESTIONS?

THANK YOU!

The background features abstract, overlapping geometric shapes in various shades of green, ranging from light lime to dark forest green. The shapes are primarily triangles and polygons, creating a dynamic, layered effect. The overall composition is clean and modern, with the text centered on a white background.